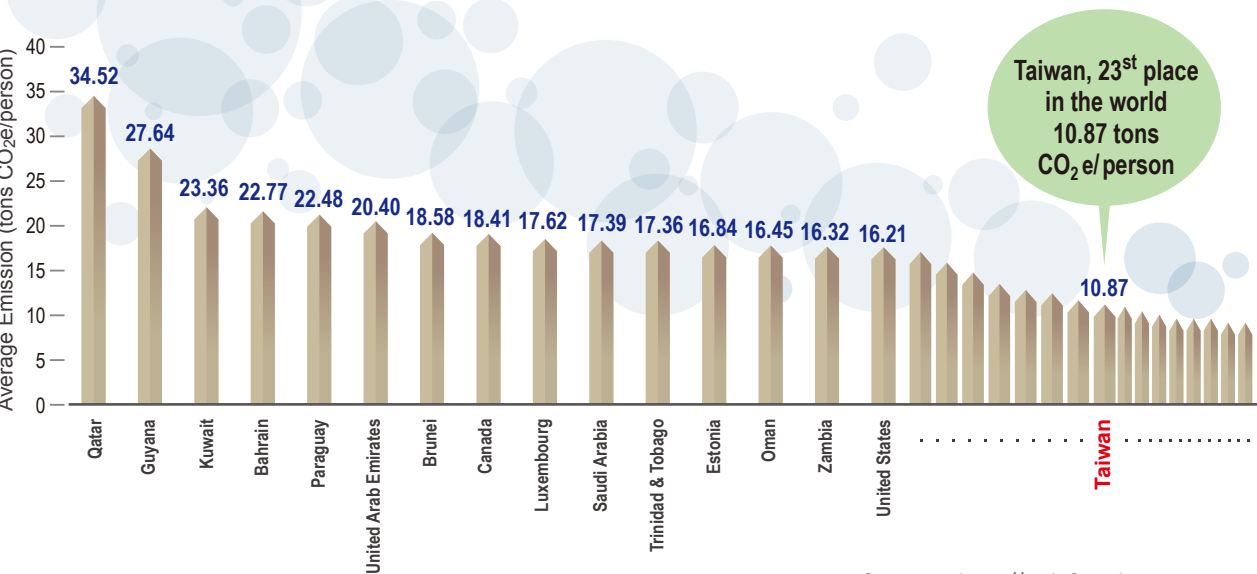
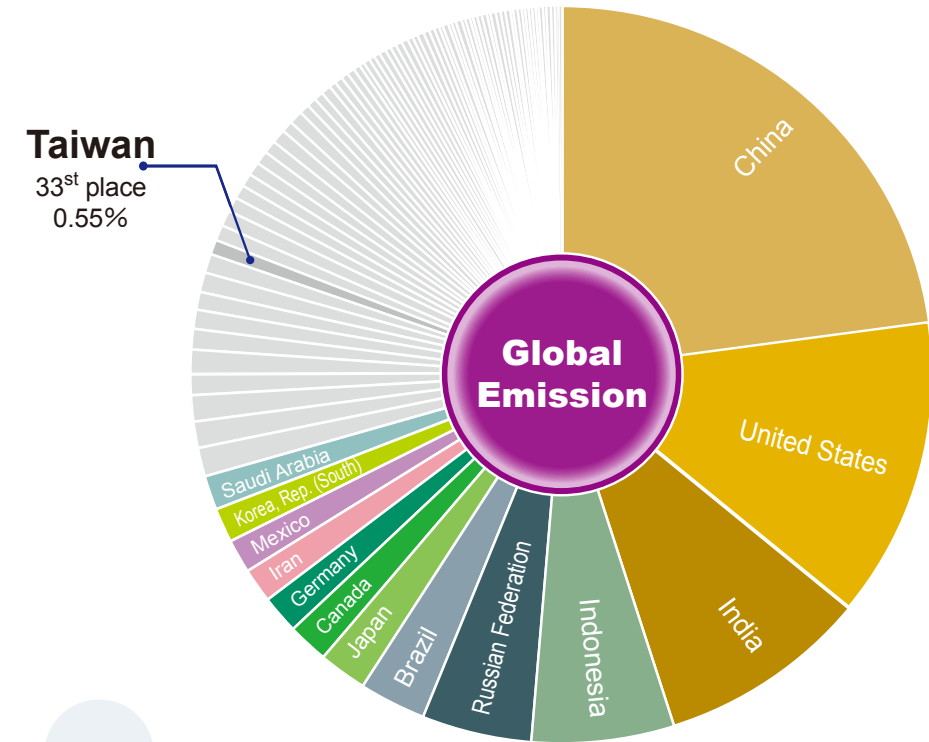


Global Share of Taiwan's Greenhouse Gases Emission

Taiwan belongs to the island-type independent energy system. More than 98% of energy is imported. The economy is guided by export trade. The industrial structure is mainly manufacturing, wherein the global share for production value is 25% for semiconductor and 38 to 40% for panels. But Taiwan's greenhouse gases emission only makes up 0.55% of the global amount. The major industries are continuing to reduce greenhouse gases emission in order to maintain their international competitiveness. However, as it subscribes to the non-nuclear homeland policy, Taiwan is facing greater difficulty as it endeavors to further reduce emissions.



Source : <http://cait2.wri.org>
 * GHG emission (including LUCF)

2018 TAIWAN Greenhouse Gases Inventory

1990 - 2016

Taiwan Environmental Protection Administration
<http://www.epa.gov.tw>

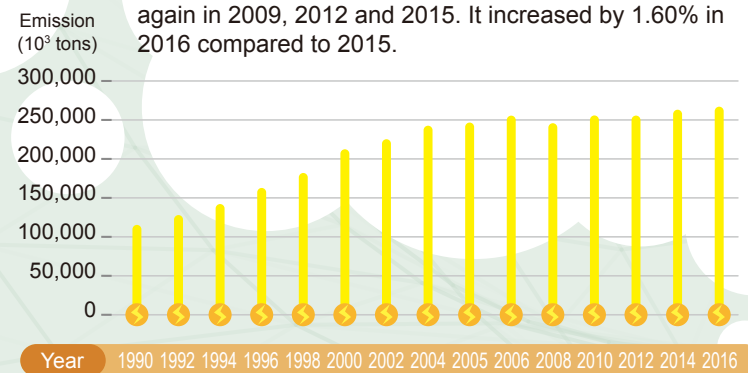


Trends of Various Emission Sources

The emission sources in Taiwan come from five major sectors: energy, industrial processes and product use, agriculture, land use change and forestry and waste.

Energy Sector

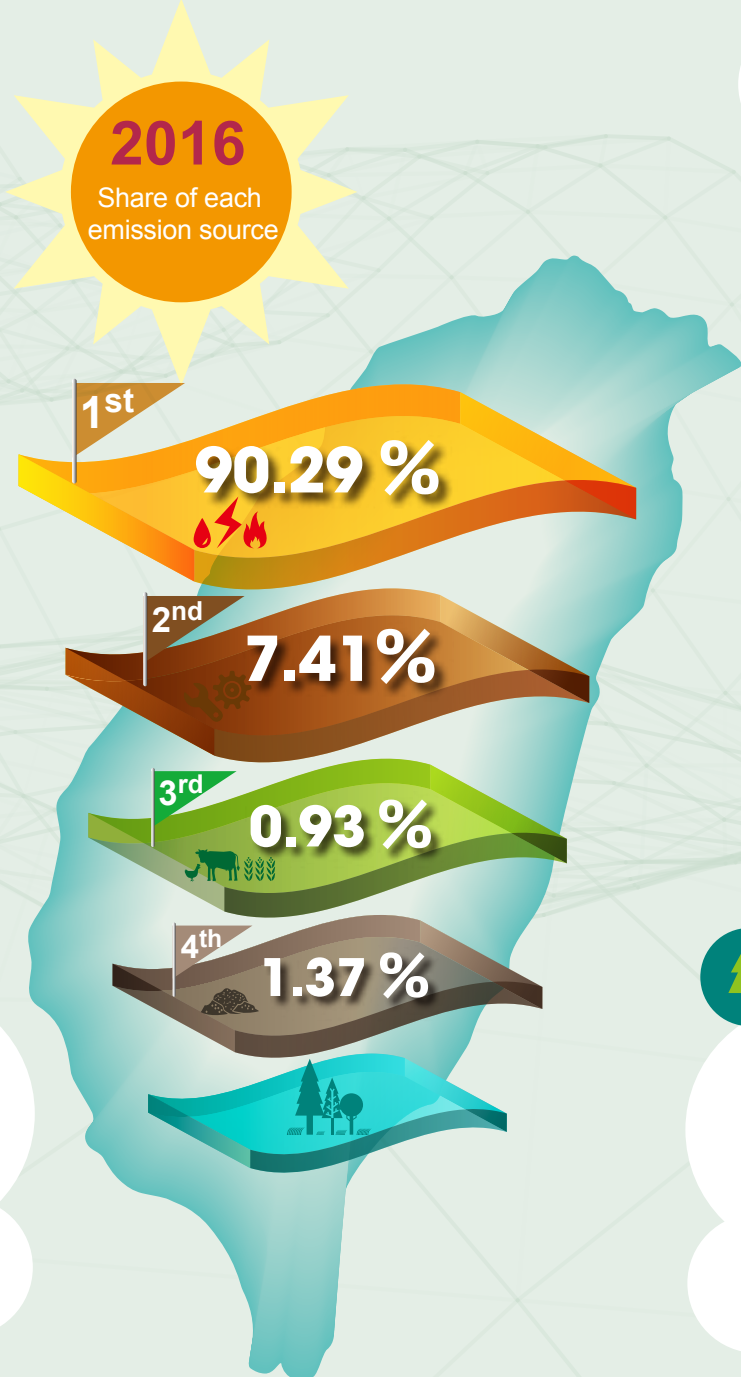
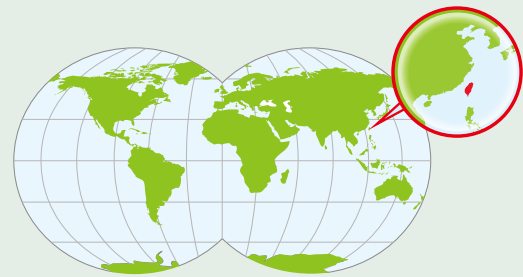
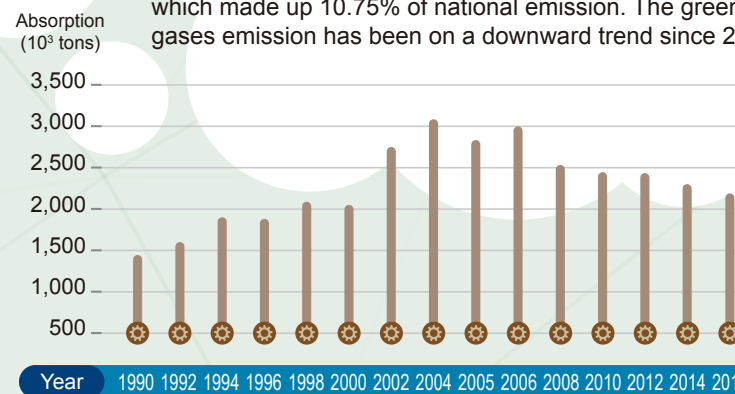
The emission of the energy sector is more than 90% at first place. It decreased in 2008 for the first time, and decreased again in 2009, 2012 and 2015. It increased by 1.60% in 2016 compared to 2015.



Energy Industry 65.36%, Manufacturing and Construction Industries 16.79%, Transportation 14.22%, Service institution 1.41%, Residential 1.72%, Agriculture, fishery, and husbandry 0.41%, Fugitive Emissions from Fuels 0.09%.

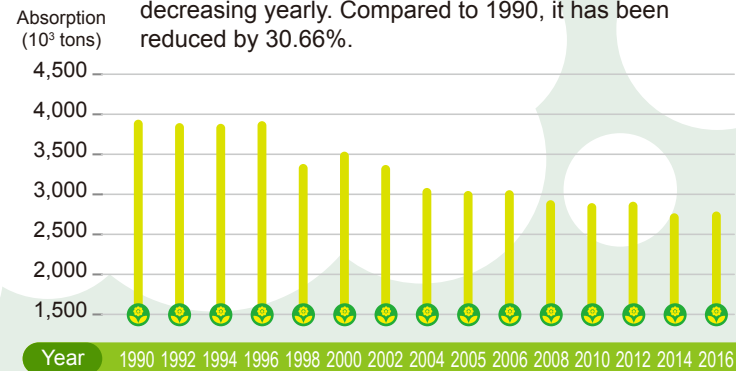
Industrial Processes and Product Use Sector

The year with the highest emission for this sector was 2004, which made up 10.75% of national emission. The greenhouse gases emission has been on a downward trend since 2005.



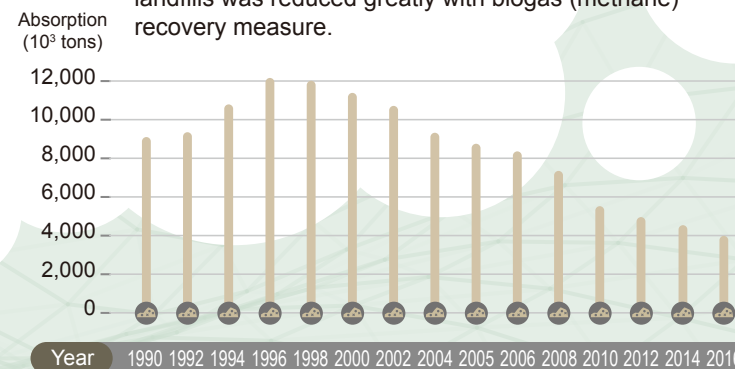
Agriculture Sector

The emission of the agriculture sector has been decreasing yearly. Compared to 1990, it has been reduced by 30.66%.



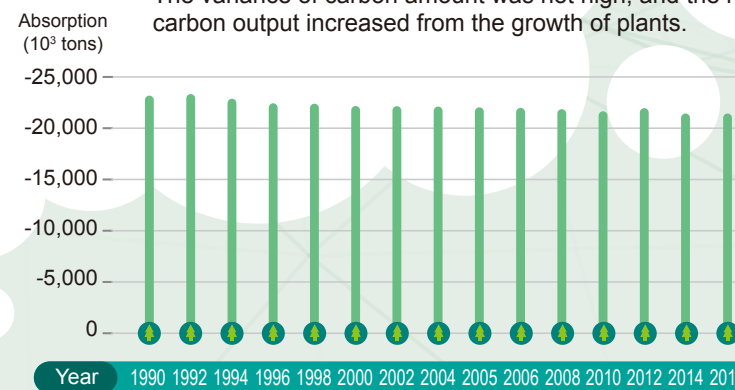
Waste Sector

The emission of the waste sector decreased greatly after 2000 because of garbage reduction. The number of landfills was reduced greatly with biogas (methane) recovery measure.



Land Use Change and Forestry Sector


The removal has been fluctuating slightly over the years. The variance of carbon amount was not high, and the main carbon output increased from the growth of plants.



Emission Trends of Greenhouse Gases

2016

Emission share of each greenhouse gas



1st CO₂ 95.26%

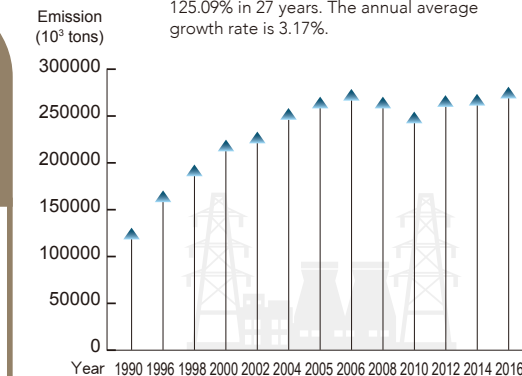
2nd CH₄ 1.92%

3rd N₂O 1.60%

Total fluoride gases 1.22%

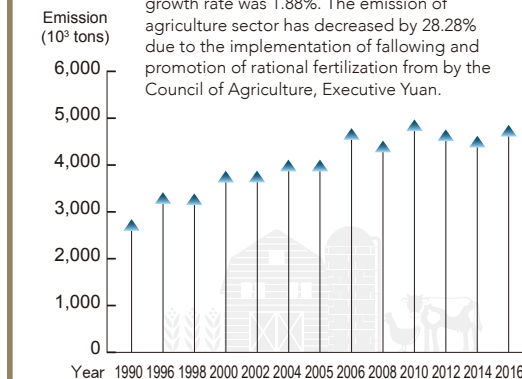
CO₂ Carbon dioxide

The emission of CO₂ has increased by 125.09% in 27 years. The annual average growth rate is 3.17%.



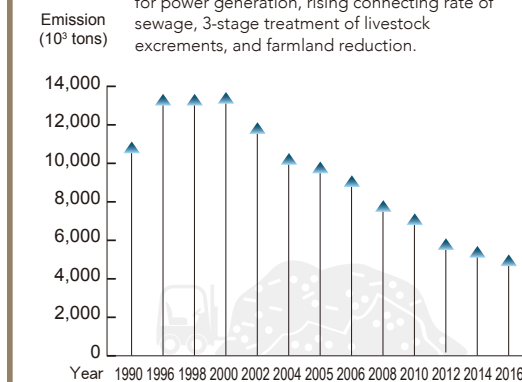
N₂O Nitrous oxide

The emission of N₂O had increased by 55.62% from 1990 ~ 2016. The annual average growth rate was 1.88%. The emission of agriculture sector has decreased by 28.28% due to the implementation of fallowing and promotion of rational fertilization from by the Council of Agriculture, Executive Yuan.



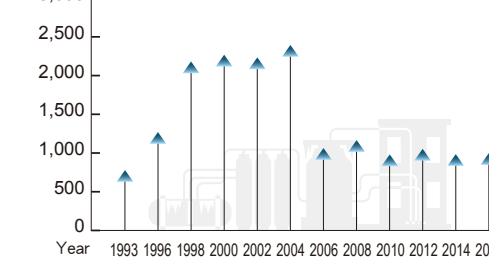
CH₄ Methane

The annual emission of CH₄ has been decreasing since 2000 due to the promotion of garbage reduction, zero landfill of waste, biogas recovery for power generation, rising connecting rate of sewage, 3-stage treatment of livestock excrements, and farmland reduction.



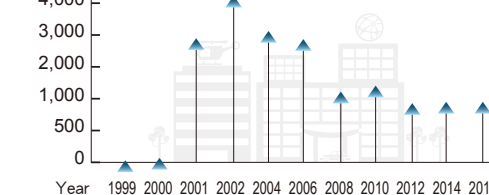
HFCs Hydrofluorocarbons

After the closing of the only CFC-producing plant in 2004, the emission of HFCs has been decreasing every year.



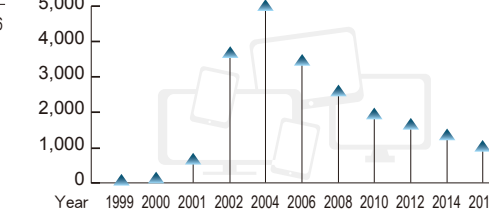
PFCs Perfluorocarbons

Since 2004, the Taiwan Semiconductor Industry Association has started to cooperate with the government to promote voluntary reduction scheme, including the introduction of waste gas disposal by the semiconductor and optronical industries, and their process improvement. This has led to a gradual reduction of emissions.



SF₆ Sulfur hexafluoride

The emission of SF₆ has been decreasing since 2005 because its use in TFT flat screen display, power equipment and magnesium production was reduced.



NF₃ Nitrogen trifluoride

The emission of NF₃ has been fluctuating due to the variance for the production of semiconductor and TFT flat screen display.

